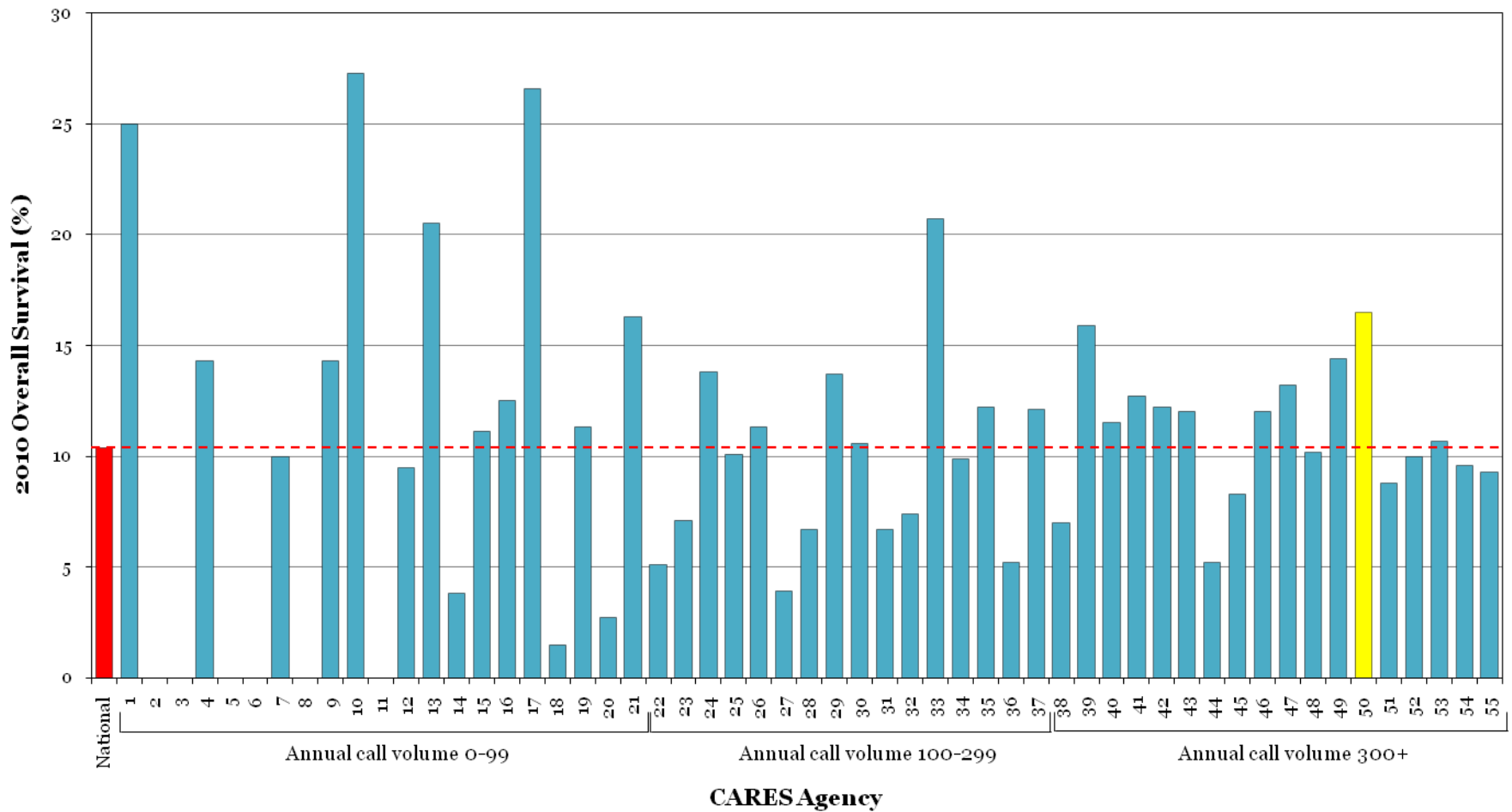


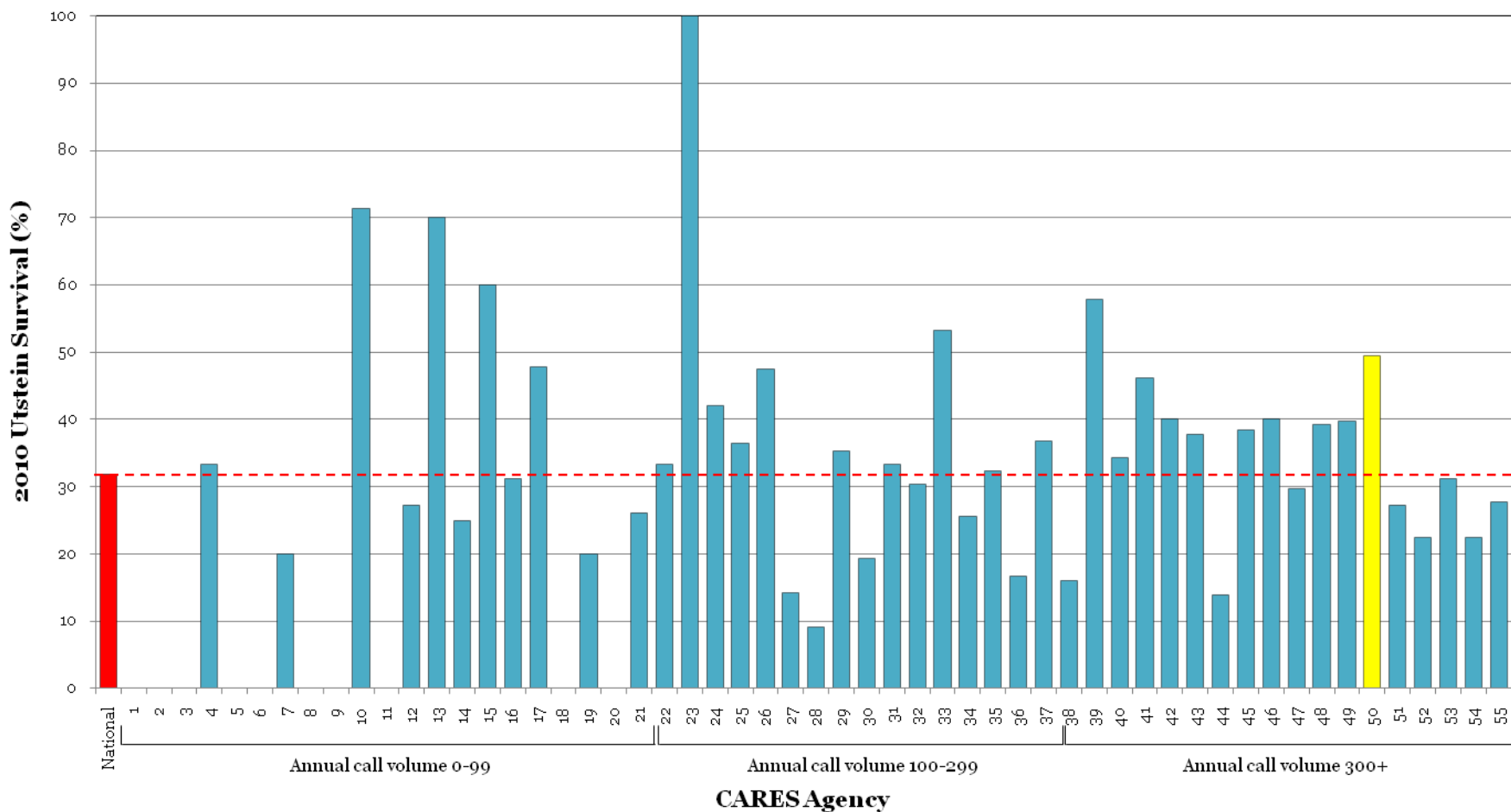
2010 Overall Survival, by CARES Agency



CARES Agency	National	1	2	3	4	5	6	7	8	9	10	11	12	13	14	15	16	17	18	19	20	21	22	23	24	25	26	27	28
Number of survivors	1246	1	0	0	1	0	0	1	0	2	6	0	4	9	2	6	7	17	1	8	2	13	6	10	20	15	17	6	11

CARES Agency	29	30	31	32	33	34	35	36	37	38	39	40	41	42	43	44	45	46	47	48	49	50	51	52	53	54	55
Number of survivors	24	19	12	14	46	23	30	13	35	21	50	38	42	42	43	19	31	46	52	41	65	76	41	52	57	59	166

2010 Utstein* Survival, by CARES Agency

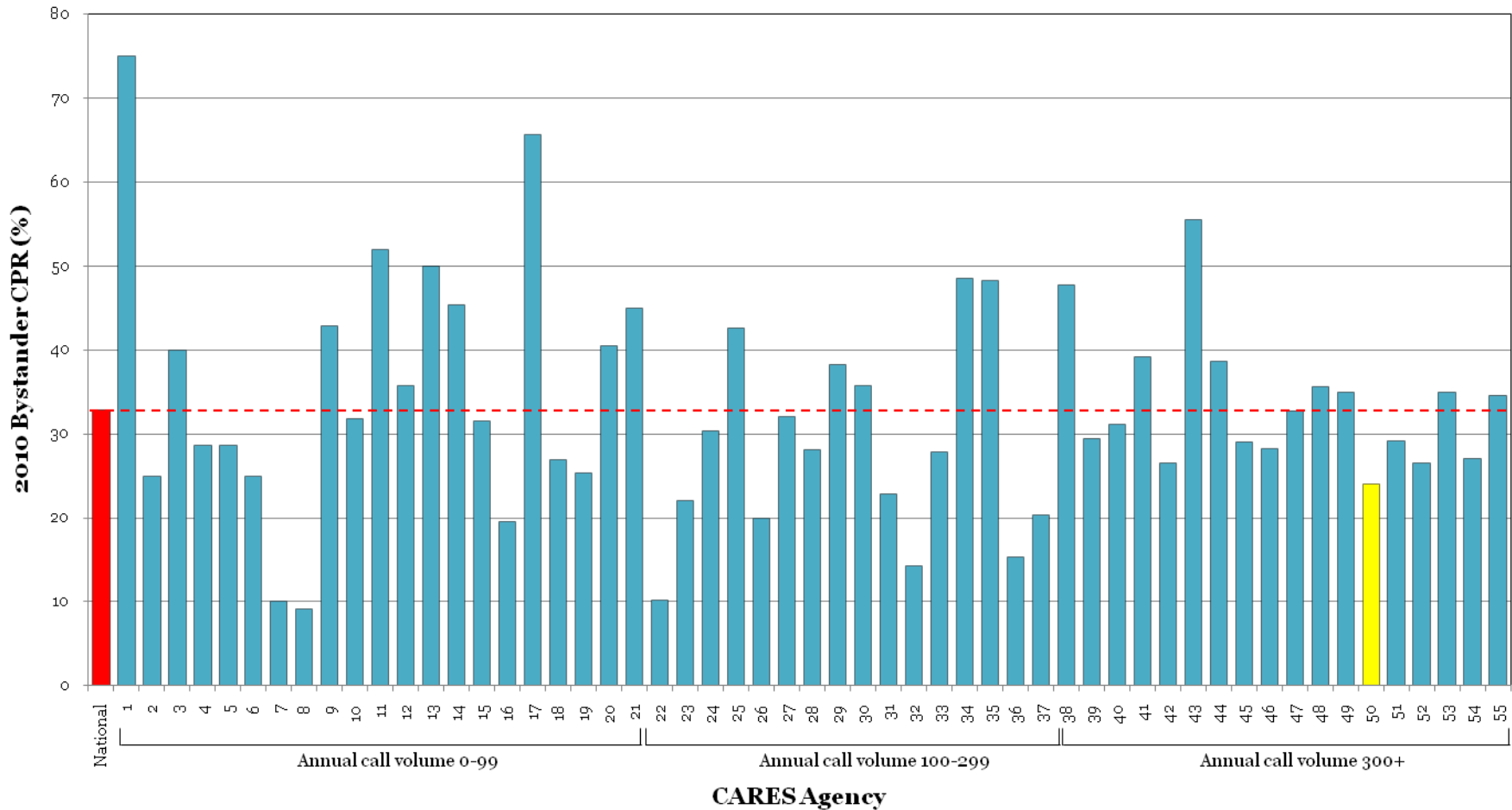


*Utstein patients – those that have a bystander witnessed arrest, and are found in a shockable rhythm

CARES Agency	National	1	2	3	4	5	6	7	8	9	10	11	12	13	14	15	16	17	18	19	20	21	22	23	24	25	26	27
Number of Utstein survivors	519	0	0	0	1	0	0	1	-	0	5	0	3	7	1	3	5	11	0	3	0	6	3	1	8	8	9	5

CARES Agency	28	29	30	31	32	33	34	35	36	37	38	39	40	41	42	43	44	45	46	47	48	49	50	51	52	53	54	55
Number of Utstein survivors	2	12	6	3	7	25	10	10	5	11	8	33	12	18	18	20	5	15	22	19	22	27	44	12	23	25	15	54

2010 Bystander CPR, by CARES Agency



CARES Agency	National	1	2	3	4	5	6	7	8	9	10	11	12	13	14	15	16	17	18	19	20	21	22	23	24	25	26
Number of CARES cases	11982	4	4	5	7	7	8	10	11	14	22	25	42	44	53	54	56	64	67	71	74	80	118	140	145	148	151

CARES Agency	27	28	29	30	31	32	33	34	35	36	37	38	39	40	41	42	43	44	45	46	47	48	49
Number of CARES cases	156	164	175	179	180	189	222	233	245	248	290	300	314	330	332	344	358	368	372	385	394	404	452

CARES Agency	50	51	52	53	54	55
Number of CARES cases	462	466	521	532	618	1787